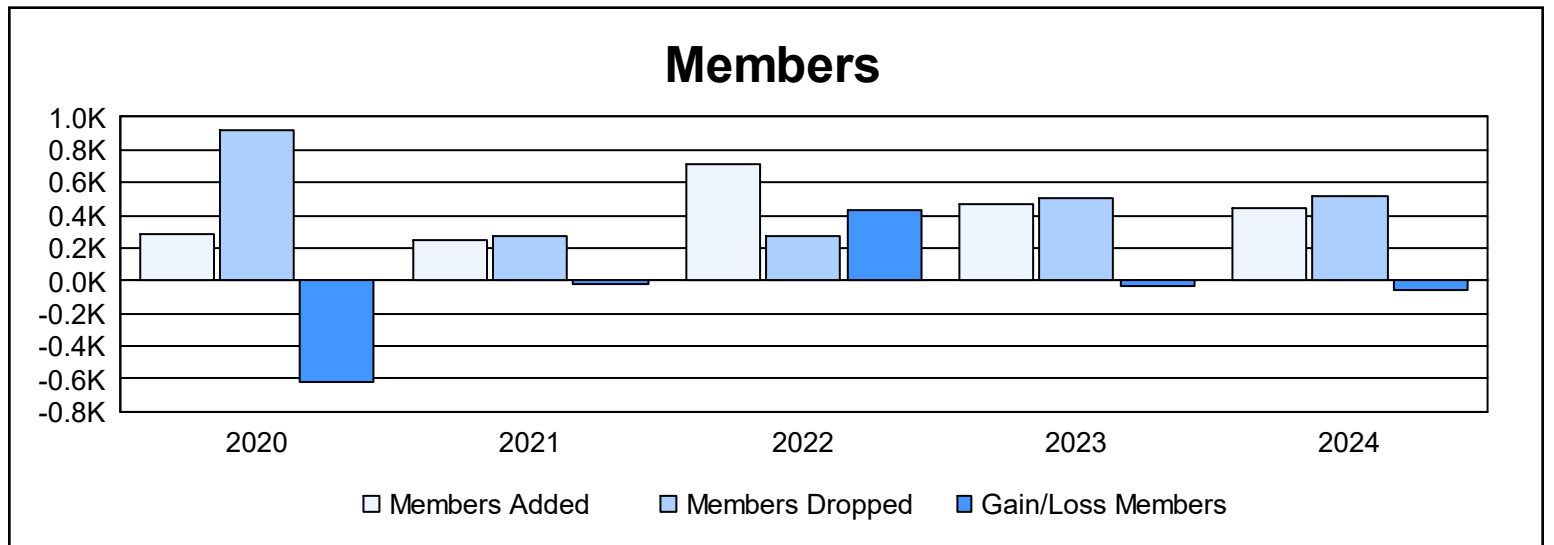
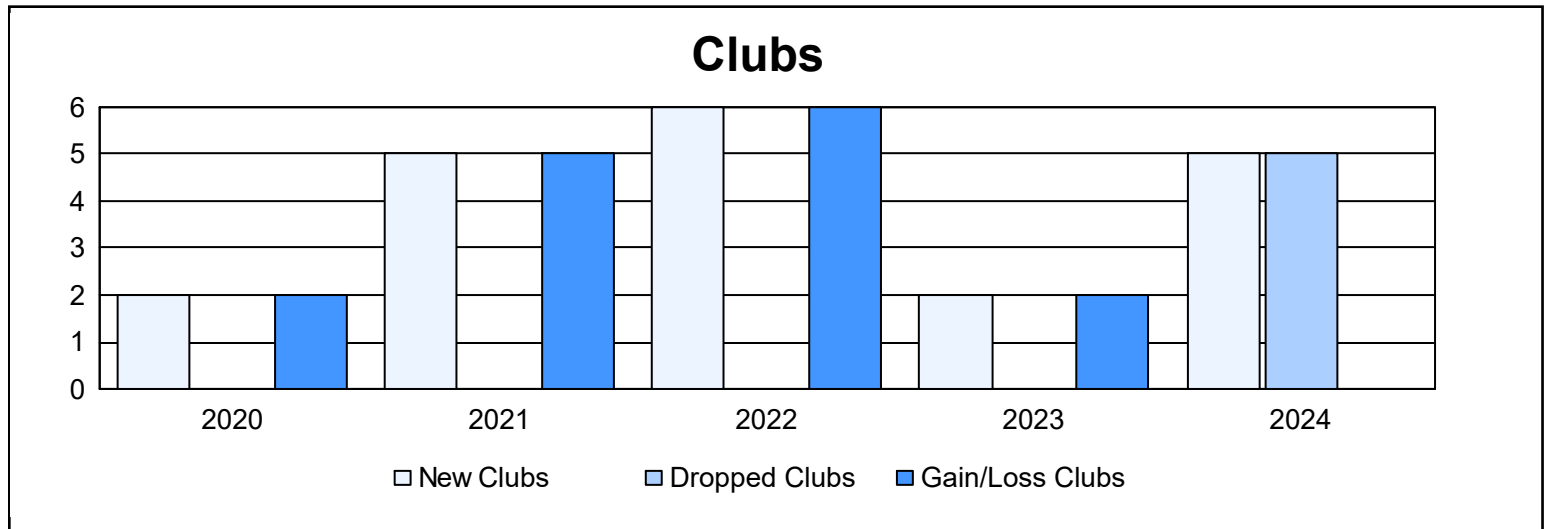
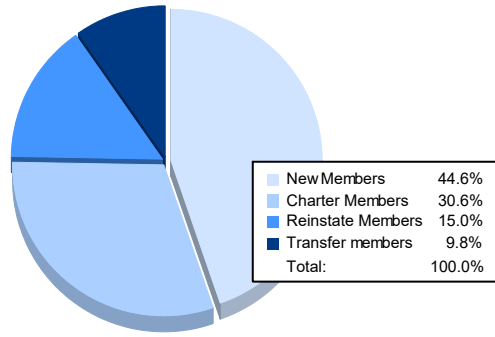


Year	New Clubs	Dropped Clubs	Gain/ Loss Clubs	New Members	Charter Members	Reinstate Members	Transfer Members	Total Member Added	Total Members Dropped	Gain/ Loss Members
2019-2020	2	0	2	79	41	165	6	291	914	-623
2020-2021	5	0	5	134	93	20	1	248	268	-20
2021-2022	6	0	6	464	221	23	1	709	276	433
2022-2023	2	0	2	277	113	79	2	471	499	-28
2023-2024	5	5	0	200	137	67	44	448	511	-63
<b>Average</b>	<b>4</b>	<b>1</b>	<b>3</b>	<b>231</b>	<b>121</b>	<b>71</b>	<b>11</b>	<b>433</b>	<b>494</b>	<b>-60</b>



### Membership Composition June 2024 Cumulative



### Gender Composition June 2024 Cumulative

